



Paris, February 6th

## « World Leaders »<sup>1</sup> Opinion Barometer Wave 2 – January 2009

A **Harris Interactive** exclusive poll, in partnership with the channel of international information **FRANCE 24** and the *International Herald Tribune*

The second edition of the international “World Leaders” barometer, conducted by the market research company **Harris Interactive** for **FRANCE 24** and the *International Herald Tribune*, shows Barack Obama is at the top of the list, with particularly high results among all of the 6 surveyed populations.

Respondents approve by a large majority of Barack Obama, putting him in first place in terms of popularity, closely followed by the Dalai Lama then Angela Merkel.

George W. Bush was in first place in terms of influence in the previous edition, but Barack Obama’s results on this question are very impressive, with a very significant gap compared to his predecessor.

This edition also shows a renewal of popularity and influence of the 2 surveyed religious leaders (the Dalai Lama and the Pope Benedict XVI).

Finally, the strong entry of Barack Obama causes Nicolas Sarkozy to disappear out of the top 3, in spite of his growth in terms of influence.

In the end, on the basis of the combination of these 2 indicators, the top 3 leaders are:

- 1. Barack Obama**
2. The DALAI LAMA (who remains 2<sup>nd</sup>)
3. Angela Merkel (who goes down from 1<sup>st</sup> place to 3<sup>rd</sup>)

The next edition (March 2009) will allow us to see if people remain infatuated with the new President of the United States and does he maintain his strong position a few weeks after his inauguration.

Results to be released on February, 6th, 2009 on FRANCE 24's "Top story" and published in the *International Herald Tribune* on February, 6<sup>th</sup> 2009

### **Methodology**

The latest poll was conducted online by Harris Interactive, in partnership with FRANCE 24 and The International Herald Tribune, among a total of 6,299 adults (aged 16-64) within France, Germany, Great Britain, Spain and the United-States; and adults (aged 18-64) in Italy, from 8<sup>th</sup> to 19<sup>th</sup> January 2009. The data were weighted, where necessary, by age, gender, education, region and Internet usage to make it representative of the general population profile for each country. Propensity score weighting was applied to adjust for respondents' propensity to be online.

**Please note that any communication of these results has to be made with technical elements such as: survey methodology, fieldwork dates, name of the agency, sample size.**

<sup>1</sup> The « World leaders » Barometer will be released every 2 months.

The average is the arithmetical average of the 6 countries surveyed. Therefore, this average is not a survey result itself.

## WORLDWIDE LEADERS' POPULARITY

The addition of Barack Obama (in this edition of the barometer) changes the worldwide leaders' popularity ranking.

The new American President has extremely high popularity results, especially in France, Germany, and Italy; and becomes the most popular worldwide leader in place of the Dalai Lama. In Spain, the Dalai Lama edges out Barack Obama in terms of popularity.

However, the Dalai Lama also remains an extremely popular religious leader. Angela Merkel also retains a very high popularity result (except in Great Britain and the United States) which allow her to remain in the top three leaders.

Tony Blair, who was in the 3<sup>rd</sup> position in the previous wave, now drops to tied for 3<sup>rd</sup> because of the entry of the new American President.

As for the popularity of the Pope Benedict XVI and Nicolas Sarkozy, both remain stable.

For each of the following people, please indicate whether you have a very good, somewhat good, somewhat poor or a very poor opinion of that person.

Base : All respondents

Rank		Popularity opinion Very good + Somewhat good opinion	French		German		British		Italian		Spanish		American		Avg for 6 countries	
Nov'08	Jan'09	Unweighted Base	1 021	***	1 107	***	1 071	***	1 027	***	1 007	***	1 066	***	6 299	***
**	1	Barack Obama (USA)	88%	—	84%	—	70%	—	87%	—	82%	—	71%	—	80%	—
1	2	The Dalai Lama	86%	+7%	83%	+6%	62%	+1%	83%	+3%	83%	+13%	66%	+6%	77%	+6%
2	3	Angela Merkel (Germany)	70%	0%	63%	0%	24%	-4%	71%	-2%	63%	+4%	27%	-3%	53%	-1%
3	4	Tony Blair (Great Britain)	59%	+7%	49%	-1%	32%	-5%	61%	-4%	46%	+7%	69%	+4%	53%	+2%
4	5	Pope Benedict XVI	37%	-4%	60%	+1%	38%	-3%	55%	0%	39%	+5%	66%	+11%	49%	+1%
5	6	Nicolas Sarkozy (France)	39%	-1%	42%	-6%	31%	0%	63%	+3%	62%	+9%	29%	-7%	44%	-1%
6	7	José Luis Rodríguez Zapatero (Spain)	58%	+1%	27%	-9%	15%	-1%	61%	-4%	52%	+2%	19%	-1%	39%	-2%
7	8	Gordon Brown (Great Britain)	40%	-1%	29%	-5%	32%	-1%	43%	-6%	36%	-6%	35%	-7%	36%	-4%
9	9	Ban Ki-moon (United Nations)	42%	-1%	40%	+1%	28%	-1%	40%	-3%	39%	-2%	18%	-1%	35%	-1%
8	10	José Manuel Barroso (European Union)	39%	-1%	40%	-6%	13%	-3%	46%	-6%	46%	-3%	13%	-7%	33%	-4%
10	11	Luiz Inácio Lula da Silva (Brazil)	39%	+7%	14%	-2%	8%	-1%	35%	-1%	51%	+1%	14%	-2%	27%	0%
11	12	Silvio Berlusconi (Italy)	6%	-3%	13%	-1%	11%	-5%	39%	-4%	20%	0%	19%	-1%	18%	-2%
13	13	Fidel Castro (Cuba)	14%	+2%	19%	-2%	18%	-1%	29%	+4%	15%	0%	10%	+2%	18%	+1%
14	14	Hugo Chávez (Venezuela)	35%	+4%	11%	-3%	11%	+1%	23%	+1%	11%	0%	13%	+4%	17%	+1%
12	15	Vladimir Putin (Russia)	8%	0%	21%	-4%	11%	-2%	27%	+3%	15%	0%	19%	+1%	17%	0%
16	16	Dmitri Medvedev (Russia)	8%	+1%	11%	-7%	6%	-3%	15%	+1%	12%	-1%	11%	+1%	11%	-1%
17	17	Hu Jintao (China)	4%	-3%	7%	-1%	8%	-2%	11%	+1%	16%	0%	10%	0%	9%	-1%
18	18	Bashar al-Assad (Syria)	7%	0%	7%	-2%	5%	-2%	12%	-3%	13%	-1%	7%	+1%	9%	-1%
19	19	Mahmoud Ahmadinejad (Iran)	3%	-2%	5%	-3%	6%	-1%	8%	+2%	9%	0%	7%	+2%	6%	-1%

\*\* : Barack Obama has been added this wave to replace George W. Bush who was 15th with 16% in the overall ranking in Nov'08

\*\*\* : Evolution compared to previous wave (Nov 2008)

### Result detailed in appendix 1.

The average is the arithmetical average of the 6 countries surveyed. Therefore, this average is not a survey result itself.

## WORLDWIDE LEADERS' INFLUENCE

The President of the United States again represents the most influential leader in the world and this is a point of view shared by both Americans and Europeans. While George W. Bush, who was President in the previous wave, was at the top of the ranking; the new American President, Barack Obama, retains that position as the most influential leader.

The difference between the 2 waves appears between the 2 American presidents in each wave: Barack Obama's results are clearly higher than the ones George W. Bush got (83% vs. 70%).

Vladimir Putin keeps his position as the second most influential leader (an opinion more strongly shared amongst Europeans) and even significantly strengthens his results in the average of the 6 surveyed countries. In the United States, Pope Benedict is seen as second more influential.

This month, Nicolas Sarkozy is in the 3<sup>rd</sup> position (with an increase in influence among Europeans, particularly in France). He takes Angela Merkel's place who has stable results between both waves, but drops to 4<sup>th</sup> overall.

For each of the following international personalities, how much **influence do you think they have at an international level?**

Base : All respondents

Rank		Influence perception A great deal of influence + Some influence	French		German		British		Italian		Spanish		American		Avg for 6 countries	
Nov'08	Jan'09	Unweighted Base	1 021	***	1 107	***	1 071	***	1 027	***	1 007	***	1 066	***	6 299	***
**	1	Barack Obama (USA)	88%	-	85%	-	74%	-	86%	-	83%	-	79%	-	83%	-
	2	Vladimir Putin (Russia)	76%	+8%	77%	+6%	55%	+2%	78%	+4%	72%	+9%	57%	+6%	69%	+6%
	4	Nicolas Sarkozy (France)	71%	+10%	65%	+4%	44%	+3%	75%	+4%	80%	+2%	37%	-1%	62%	+4%
	3	Angela Merkel (Germany)	72%	+6%	73%	+3%	38%	0%	70%	-2%	73%	-4%	32%	-2%	60%	0%
	9	Pope Benedict XVI	40%	+10%	46%	+5%	41%	+8%	69%	+2%	62%	+9%	66%	+14%	54%	+8%
	5	Gordon Brown (Great Britain)	52%	+5%	43%	+1%	50%	-5%	60%	0%	62%	-3%	46%	-1%	52%	-1%
	7	Tony Blair (Great Britain)	44%	+4%	44%	-3%	30%	-5%	54%	-6%	59%	-2%	56%	+6%	48%	-1%
	6	Hu Jintao (China)	56%	-2%	45%	-7%	36%	-7%	53%	-5%	50%	-6%	40%	-7%	47%	-5%
	8	José Manuel Barroso (European Union)	50%	+5%	49%	-2%	32%	-6%	56%	-2%	51%	-7%	28%	-7%	44%	-4%
	13	The Dalai Lama	46%	+11%	37%	+3%	32%	+6%	52%	+1%	49%	+7%	39%	+2%	43%	+5%
	10	Ban Ki-moon (United Nations)	43%	+2%	39%	-2%	41%	0%	50%	0%	47%	-5%	34%	-2%	42%	-2%
	11	Dmitri Medvedev (Russia)	40%	-2%	50%	-3%	31%	-6%	44%	0%	40%	-5%	37%	-2%	40%	-3%
	12	Silvio Berlusconi (Italy)	28%	-2%	38%	+4%	22%	-4%	50%	-4%	53%	-1%	20%	-2%	35%	-2%
	15	Mahmoud Ahmadinejad (Iran)	33%	+6%	26%	+1%	25%	-1%	46%	0%	36%	+3%	37%	-1%	34%	+1%
	14	José Luis Rodríguez Zapatero (Spain)	39%	+3%	21%	-5%	18%	-3%	59%	+2%	38%	0%	20%	-4%	33%	-1%
	16	Hugo Chávez (Venezuela)	34%	+10%	13%	+2%	15%	+1%	31%	+3%	37%	+4%	35%	+3%	28%	+4%
	17	Fidel Castro (Cuba)	20%	+5%	19%	+3%	19%	+1%	33%	+2%	28%	+4%	28%	+6%	25%	+4%
	18	Luiz Inácio Lula da Silva (Brazil)	25%	+8%	13%	0%	10%	-5%	27%	0%	38%	+1%	18%	0%	22%	+1%
	19	Bashar al-Assad (Syria)	27%	+6%	13%	+3%	15%	-4%	29%	+4%	22%	0%	21%	-2%	21%	+1%

\*\* : Barack Obama has been added this wave to replace George W. Bush who was 1st with 70% in the overall ranking in Nov'08

\*\*\* : Evolution compared to previous wave (Nov 2008)

### Result detailed in appendix 2.

The average is the arithmetical average of the 6 countries surveyed. Therefore, this average is not a survey result itself.

## POPULARITY – INFLUENCE SYNTHESIS

As a reminder, the “popularity/influence index” combines the 2 indices measured and gives us the ability to draw a ranking based on these 2 combined criterions.

This index clearly shows the predominant position of Barack Obama, a popular and influential leader at the same time. The contrast with his predecessor is amazing and the gap between Barack Obama and the other worldwide leaders is stunning.

The Dalai Lama, because of his strong popularity, comes in second in this ranking and shows a rise of 6 points compared to the November 2008 index. The second strongest rise is also a religious leader, Pope Benedict XVI, whose perceived influence is stronger.

Angela Merkel rounds out the top 3.

The German chancellor is closely followed by Nicolas Sarkozy, Pope Benedict XVI and Tony Blair.

**For each of the following international personalities, how much influence do you think they have at an international level?**

*Base : All respondents*

Rank		Popularity- Influence Average 6 countries	Popularity (Very + Somewhat good opinion)		Influence (A great deal of + Some influence)		Popularity / influence" average index	
Nov'08	Jan'09	Unweighted Base	6 299	***	6 299	***	6 299	***
**	1	Barack Obama (USA)	80%	–	83%	–	82%	–
	2	The Dalai Lama	77%	+6%	43%	+6%	60%	+6%
1	3	Angela Merkel (Germany)	53%	-1%	60%	0%	57%	0%
3	4	Nicolas Sarkozy (France)	44%	0%	62%	+4%	53%	+2%
6	5	Pope Benedict XVI	49%	+2%	54%	+8%	52%	+5%
4	6	Tony Blair (Great Britain)	53%	+2%	48%	0%	51%	+1%
5	7	Gordon Brown (Great Britain)	36%	-4%	52%	-1%	44%	-3%
9	8	Vladimir Putin (Russia)	17%	0%	69%	+5%	43%	+2%
8	9	José Manuel Barroso (European Union)	33%	-4%	44%	-3%	39%	-3%
10	10	Ban Ki-moon (United Nations)	35%	0%	42%	-2%	39%	-1%
11	11	José Luis Rodríguez Zapatero (Spain)	39%	-2%	33%	0%	36%	-1%
12	12	Hu Jintao (China)	9%	-1%	47%	-5%	28%	-3%
13	13	Silvio Berlusconi (Italy)	18%	-2%	35%	-2%	27%	-2%
14	14	Dmitri Medvedev (Russia)	11%	-1%	40%	-3%	26%	-2%
15	15	Luiz Inácio Lula da Silva (Brazil)	27%	+1%	22%	+1%	25%	+1%
16	16	Hugo Chávez (Venezuela)	17%	+1%	28%	+4%	23%	+3%
18	17	Fidel Castro (Cuba)	18%	+1%	25%	+4%	22%	+3%
17	18	Mahmoud Ahmadinejad (Iran)	6%	-1%	34%	+2%	20%	0%
19	19	Bashar al-Assad (Syria)	9%	-1%	21%	+1%	15%	0%
		Leaders average	33%		44%		39%	

\*\* : Barack Obama has been added this wave to replace George W. Bush who was 7th with 43% in the overall ranking in Nov08

\*\*\* : Evolution compared to previous wave (Nov 2008)

*The average is the arithmetical average of the 6 countries surveyed. Therefore, this average is not a survey result itself.*

Rank		France	Popularity (Very + Somewhat good opinion)		Influence (A great deal of + Some influence)		Popularity / influence™ average index	
Nov'08	Jan'09	Unweighted Base	1 021	***	1 021	***	1 021	***
**	1	Barack Obama (USA)	88%	–	88%	–	88%	–
1	2	Angela Merkel (Germany)	70%	0%	72%	+6%	71%	+3%
2	3	The Dalai Lama	86%	+7%	46%	+11%	66%	+9%
3	4	Nicolas Sarkozy (France)	39%	-1%	71%	+10%	55%	+4%
5	5	Tony Blair (Great Britain)	59%	+7%	44%	+4%	52%	+6%
4	6	José Luis Rodríguez Zapatero (Spain)	58%	+1%	39%	+3%	49%	+2%
6	7	Gordon Brown (Great Britain)	40%	-1%	52%	+5%	46%	+2%
7	8	José Manuel Barroso (European Union)	39%	-1%	50%	+5%	45%	+2%
8	9	Ban Ki-moon (United Nations)	42%	-1%	43%	+2%	43%	+1%
9	10	Vladimir Putin (Russia)	8%	0%	76%	+8%	42%	+4%
11	11	Pope Benedict XVI	37%	-4%	40%	+10%	39%	+3%
13	12	Hugo Chávez (Venezuela)	35%	+4%	34%	+10%	35%	+7%
14	13	Luiz Inácio Lula da Silva (Brazil)	39%	+7%	25%	+8%	32%	+7%
12	14	Hu Jintao (China)	4%	-3%	56%	-2%	30%	-3%
15	15	Dmitri Medvedev (Russia)	8%	+1%	40%	-2%	24%	-1%
17	16	Mahmoud Ahmadinejad (Iran)	3%	-2%	33%	+6%	18%	+2%
16	17	Silvio Berlusconi (Italy)	6%	-3%	28%	-2%	17%	-3%
18	18	Bashar al-Assad (Syria)	7%	0%	27%	+6%	17%	+3%
19	19	Fidel Castro (Cuba)	14%	+2%	20%	+5%	17%	+3%
Leaders average			36%		47%		41%	

\*\* : Barack Obama has been added this wave to replace George W. Bush who was 10th with 36% in the overall ranking in Nov'08


\*\*\* : Evolution compared to previous wave (Nov 2008)

Rank		Germany	Popularity (Very + Somewhat good opinion)		Influence (A great deal of + Some influence)		Popularity / influence™ average index	
Nov'08	Jan'09	Unweighted Base	1 107	***	1 107	***	1 107	***
**	1	Barack Obama (USA)	84%	–	85%	–	85%	–
1	2	Angela Merkel (Germany)	63%	0%	73%	+3%	68%	+1%
2	3	The Dalai Lama	83%	+6%	37%	+3%	60%	+4%
3	4	Nicolas Sarkozy (France)	42%	-6%	65%	+4%	54%	-1%
4	5	Pope Benedict XVI	60%	+1%	46%	+5%	53%	+3%
7	6	Vladimir Putin (Russia)	21%	-4%	77%	+6%	49%	+1%
5	7	Tony Blair (Great Britain)	49%	-1%	44%	-3%	47%	-2%
6	8	José Manuel Barroso (European Union)	40%	-6%	49%	-2%	45%	-4%
8	9	Ban Ki-moon (United Nations)	40%	+1%	39%	-2%	40%	0%
10	10	Gordon Brown (Great Britain)	29%	-5%	43%	+1%	36%	-2%
11	11	Dmitri Medvedev (Russia)	11%	-7%	50%	-3%	31%	-5%
13	12	Hu Jintao (China)	7%	-1%	45%	-7%	26%	-4%
14	13	Silvio Berlusconi (Italy)	13%	-1%	38%	+4%	26%	+2%
12	14	José Luis Rodríguez Zapatero (Spain)	27%	-9%	21%	-5%	24%	-7%
15	15	Fidel Castro (Cuba)	19%	-2%	19%	+3%	19%	0%
16	16	Mahmoud Ahmadinejad (Iran)	5%	-3%	26%	+1%	16%	-1%
17	17	Luiz Inácio Lula da Silva (Brazil)	14%	-2%	13%	0%	14%	-1%
18	18	Hugo Chávez (Venezuela)	11%	-3%	13%	+2%	12%	-1%
19	19	Bashar al-Assad (Syria)	7%	-2%	13%	+3%	10%	0%
Leaders average			33%		42%		38%	

\*\* : Barack Obama has been added this wave to replace George W. Bush who was 9th with 39% in the overall ranking in Nov'08


\*\*\* : Evolution compared to previous wave (Nov 2008)

The average is the arithmetical average of the 6 countries surveyed. Therefore, this average is not a survey result itself.

Rank		Great Britain 	Popularity (Very + Somewhat good opinion)		Influence (A great deal of + Some influence)		Popularity / influence" average index	
Nov'08	Jan'09	Unweighted Base	1 071	***	1 071	***	1 071	***
**	1	Barack Obama (USA)	70%		74%		72%	
	2	The Dalai Lama	62%	+1%	32%	+6%	47%	+3%
1	3	Gordon Brown (Great Britain)	32%	-1%	50%	-5%	41%	-3%
4	4	Pope Benedict XVI	38%	-3%	41%	+8%	40%	+3%
6	5	Nicolas Sarkozy (France)	31%	0%	44%	+3%	38%	+2%
7	6	Ban Ki-moon (United Nations)	28%	-1%	41%	0%	35%	0%
9	7	Vladimir Putin (Russia)	11%	-2%	55%	+2%	33%	0%
5	8	Tony Blair (Great Britain)	32%	-5%	30%	-5%	31%	-5%
8	9	Angela Merkel (Germany)	24%	-4%	38%	0%	31%	-2%
10	10	José Manuel Barroso (European Union)	13%	-3%	32%	-6%	23%	-4%
11	11	Hu Jintao (China)	8%	-2%	36%	-7%	22%	-5%
12	12	Dmitri Medvedev (Russia)	6%	-3%	31%	-6%	19%	-4%
14	13	Fidel Castro (Cuba)	18%	-1%	19%	+1%	19%	0%
13	14	Silvio Berlusconi (Italy)	11%	-5%	22%	-4%	17%	-4%
15	15	José Luis Rodríguez Zapatero (Spain)	15%	-1%	18%	-3%	17%	-2%
16	16	Mahmoud Ahmadinejad (Iran)	6%	-1%	25%	-1%	16%	-1%
18	17	Hugo Chávez (Venezuela)	11%	+1%	15%	+1%	13%	+1%
17	18	Bashar al-Assad (Syria)	5%	-2%	15%	-4%	10%	-3%
19	19	Luiz Inácio Lula da Silva (Brazil)	8%	-1%	10%	-5%	9%	-3%
<b>Leaders average</b>			<b>23%</b>		<b>33%</b>		<b>28%</b>	

\*\* : Barack Obama has been added this wave to replace George W. Bush who was 3th with 42% in the overall ranking in Nov'08


\*\*\* : Evolution compared to previous wave (Nov 2008)

Rank		Italy 	Popularity (Very + Somewhat good opinion)		Influence (A great deal of + Some influence)		Popularity / influence" average index	
Nov'08	Jan'09	Unweighted Base	1 027	***	1 027	***	1 027	***
**	1	Barack Obama (USA)	87%		86%		87%	
1	2	Angela Merkel (Germany)	71%	-2%	70%	-2%	71%	-2%
3	3	Nicolas Sarkozy (France)	63%	+3%	75%	+4%	69%	+3%
2	4	The Dalai Lama	83%	+3%	52%	+1%	68%	+2%
5	5	Pope Benedict XVI	55%	0%	69%	+2%	62%	+1%
6	6	José Luis Rodríguez Zapatero (Spain)	61%	-4%	59%	+2%	60%	-1%
4	7	Tony Blair (Great Britain)	61%	-4%	54%	-6%	58%	-5%
9	8	Vladimir Putin (Russia)	27%	+3%	78%	+4%	53%	+4%
8	9	Gordon Brown (Great Britain)	43%	-6%	60%	0%	52%	-3%
7	10	José Manuel Barroso (European Union)	46%	-6%	56%	-2%	51%	-4%
12	11	Ban Ki-moon (United Nations)	40%	-3%	50%	0%	45%	-2%
10	12	Silvio Berlusconi (Italy)	39%	-4%	50%	-4%	45%	-4%
13	13	Hu Jintao (China)	11%	+1%	53%	-5%	32%	-2%
14	14	Luiz Inácio Lula da Silva (Brazil)	35%	-1%	27%	0%	31%	-1%
16	15	Fidel Castro (Cuba)	29%	+4%	33%	+2%	31%	+3%
15	16	Dmitri Medvedev (Russia)	15%	+1%	44%	0%	30%	+1%
17	17	Mahmoud Ahmadinejad (Iran)	8%	+2%	46%	0%	27%	+1%
18	18	Hugo Chávez (Venezuela)	23%	+1%	31%	+3%	27%	+2%
19	19	Bashar al-Assad (Syria)	12%	-3%	29%	+4%	21%	+1%
<b>Leaders average</b>			<b>43%</b>		<b>54%</b>		<b>48%</b>	

\*\* : Barack Obama has been added this wave to replace George W. Bush who was 11th with 49% in the overall ranking in Nov'08


\*\*\* : Evolution compared to previous wave (Nov 2008)

The average is the arithmetical average of the 6 countries surveyed. Therefore, this average is not a survey result itself.

Rank		Spain 	Popularity (Very + Somewhat good opinion)		Influence (A great deal of + Some influence)		Popularity / influence™ average index	
Nov'08	Jan'09	Unweighted Base	1 007	***	1 007	***	1 007	***
**	1	Barack Obama (USA)	82%		83%		83%	
	2	Nicolas Sarkozy (France)	62%	+9%	80%	+2%	71%	+5%
1	3	Angela Merkel (Germany)	63%	+4%	73%	-4%	68%	0%
3	4	The Dalai Lama	83%	+13%	49%	+7%	66%	+10%
6	5	Tony Blair (Great Britain)	46%	+7%	59%	-2%	53%	+3%
9	6	Pope Benedict XVI	39%	+5%	62%	+9%	51%	+7%
4	7	Gordon Brown (Great Britain)	36%	-6%	62%	-3%	49%	-5%
5	8	José Manuel Barroso (European Union)	46%	-3%	51%	-7%	49%	-5%
8	9	José Luis Rodríguez Zapatero (Spain)	52%	+2%	38%	0%	45%	+1%
10	10	Luiz Inácio Lula da Silva (Brazil)	51%	+1%	38%	+1%	45%	+1%
12	11	Vladimir Putin (Russia)	15%	0%	72%	+9%	44%	+5%
7	12	Ban Ki-moon (United Nations)	39%	-2%	47%	-5%	43%	-4%
13	13	Silvio Berlusconi (Italy)	20%	0%	53%	-1%	37%	0%
14	14	Hu Jintao (China)	16%	0%	50%	-6%	33%	-3%
15	15	Dmitri Medvedev (Russia)	12%	-1%	40%	-5%	26%	-3%
16	16	Hugo Chávez (Venezuela)	11%	0%	37%	+4%	24%	+2%
17	17	Mahmoud Ahmadinejad (Iran)	9%	0%	36%	+3%	23%	+2%
18	18	Fidel Castro (Cuba)	15%	0%	28%	+4%	22%	+2%
19	19	Bashar al-Assad (Syria)	13%	-1%	22%	0%	18%	0%
<i>Leaders average</i>			37%		52%		45%	

\*\* : Barack Obama has been added this wave to replace George W. Bush who was 11th with 44% in the overall ranking in Nov'08

\*\*\* : Evolution compared to previous wave (Nov 2008)

Rank		United States 	Popularity (Very + Somewhat good opinion)		Influence (A great deal of + Some influence)		Popularity / influence™ average index	
Nov'08	Jan'09	Unweighted Base	1 066	***	1 066	***	1 066	***
**	1	Barack Obama (USA)	71%		79%		75%	
	2	Pope Benedict XVI	66%	+11%	66%	+14%	66%	+12%
1	3	Tony Blair (Great Britain)	69%	+4%	56%	+6%	63%	+5%
4	4	The Dalai Lama	66%	+6%	39%	+2%	53%	+4%
5	5	Gordon Brown (Great Britain)	35%	-7%	46%	-1%	41%	-4%
7	6	Vladimir Putin (Russia)	19%	+1%	57%	+6%	38%	+3%
6	7	Nicolas Sarkozy (France)	29%	-7%	37%	-1%	33%	-4%
8	8	Angela Merkel (Germany)	27%	-3%	32%	-2%	30%	-2%
11	9	Ban Ki-moon (United Nations)	18%	-1%	34%	-2%	26%	-2%
9	10	Hu Jintao (China)	10%	0%	40%	-7%	25%	-4%
12	11	Dmitri Medvedev (Russia)	11%	+1%	37%	-2%	24%	-1%
16	12	Hugo Chávez (Venezuela)	13%	+4%	35%	+3%	24%	+3%
14	13	Mahmoud Ahmadinejad (Iran)	7%	+2%	37%	-1%	22%	0%
10	14	José Manuel Barroso (European Union)	13%	-7%	28%	-7%	21%	-7%
13	15	José Luis Rodríguez Zapatero (Spain)	19%	-1%	20%	-4%	20%	-2%
15	16	Silvio Berlusconi (Italy)	19%	-1%	20%	-2%	20%	-1%
18	17	Fidel Castro (Cuba)	10%	+2%	28%	+6%	19%	+4%
17	18	Luiz Inácio Lula da Silva (Brazil)	14%	-2%	18%	0%	16%	-1%
19	19	Bashar al-Assad (Syria)	7%	+1%	21%	-2%	14%	-1%
<i>Leaders average</i>			28%		38%		33%	

\*\* : Barack Obama has been added this wave to replace George W. Bush who was 3th with 49% in the overall ranking in Nov'08







\*\*\* : Evolution compared to previous wave (Nov 2008)





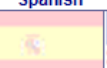

The average is the arithmetical average of the 6 countries surveyed. Therefore, this average is not a survey result itself.





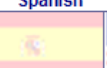

## APPENDIX 1: POPULARITY DETAILED PER COUNTRY







For each of the following people, please indicate whether you have a very good, somewhat good, somewhat poor or a very poor opinion of that person.

Base : All respondents







	French	German	British	Italian	Spanish	American	Avg for 6 countries
<b>Barack Obama (USA)</b>							
<i>Unweighted Base</i>	1 021	1 107	1 071	1 027	1 007	1 066	6 299
<b>Very good + Somewhat good opinion (4+3)</b>	<b>88%</b>	<b>84%</b>	<b>70%</b>	<b>87%</b>	<b>82%</b>	<b>71%</b>	<b>80%</b>
Very good opinion (4)	39%	38%	28%	50%	37%	44%	39%
Somewhat good opinion (3)	49%	46%	42%	36%	45%	27%	41%
<b>Very poor + Somewhat poor opinion (1+2)</b>	<b>3%</b>	<b>6%</b>	<b>8%</b>	<b>4%</b>	<b>7%</b>	<b>21%</b>	<b>8%</b>
Somewhat poor opinion (2)	2%	4%	5%	3%	5%	11%	5%
Very poor opinion (1)	1%	2%	3%	2%	2%	10%	3%
<b>Mean</b>	<b>3,4</b>	<b>3,3</b>	<b>3,2</b>	<b>3,5</b>	<b>3,3</b>	<b>3,1</b>	<b>3,3</b>
Not sure	9%	11%	22%	9%	11%	7%	12%







	French	German	British	Italian	Spanish	American	Avg for 6 countries
<b>The Dalai Lama</b>							
<i>Unweighted Base</i>	1 021	1 107	1 071	1 027	1 007	1 066	6 299
<b>Very good + Somewhat good opinion (4+3)</b>	<b>86%</b>	<b>83%</b>	<b>62%</b>	<b>83%</b>	<b>83%</b>	<b>66%</b>	<b>77%</b>
Very good opinion (4)	46%	43%	30%	54%	42%	37%	42%
Somewhat good opinion (3)	39%	40%	32%	29%	41%	29%	35%
<b>Very poor + Somewhat poor opinion (1+2)</b>	<b>3%</b>	<b>7%</b>	<b>9%</b>	<b>6%</b>	<b>6%</b>	<b>9%</b>	<b>7%</b>
Somewhat poor opinion (2)	3%	5%	6%	5%	4%	5%	5%
Very poor opinion (1)	1%	2%	3%	1%	2%	4%	2%
<b>Mean</b>	<b>3,5</b>	<b>3,4</b>	<b>3,3</b>	<b>3,5</b>	<b>3,4</b>	<b>3,3</b>	<b>3,4</b>
Not sure	11%	11%	29%	11%	11%	25%	16%







	French	German	British	Italian	Spanish	American	Avg for 6 countries
<b>Angela Merkel (Germany)</b>							
<i>Unweighted Base</i>	1 021	1 107	1 071	1 027	1 007	1 066	6 299
<b>Very good + Somewhat good opinion (4+3)</b>	<b>70%</b>	<b>63%</b>	<b>24%</b>	<b>71%</b>	<b>63%</b>	<b>27%</b>	<b>53%</b>
Very good opinion (4)	12%	17%	3%	16%	13%	8%	12%
Somewhat good opinion (3)	58%	46%	21%	55%	50%	20%	42%
<b>Very poor + Somewhat poor opinion (1+2)</b>	<b>12%</b>	<b>32%</b>	<b>17%</b>	<b>10%</b>	<b>17%</b>	<b>8%</b>	<b>16%</b>
Somewhat poor opinion (2)	10%	20%	12%	8%	14%	6%	12%
Very poor opinion (1)	2%	11%	5%	3%	3%	2%	4%
<b>Mean</b>	<b>3,0</b>	<b>2,7</b>	<b>2,5</b>	<b>3,0</b>	<b>2,9</b>	<b>2,9</b>	<b>2,9</b>
Not sure	18%	5%	59%	19%	20%	65%	31%







	French	German	British	Italian	Spanish	American	Avg for 6 countries
<b>Tony Blair (Great Britain)</b>							
<i>Unweighted Base</i>	1 021	1 107	1 071	1 027	1 007	1 066	6 299
<b>Very good + Somewhat good opinion (4+3)</b>	<b>59%</b>	<b>49%</b>	<b>32%</b>	<b>61%</b>	<b>46%</b>	<b>69%</b>	<b>53%</b>
Very good opinion (4)	9%	6%	9%	11%	5%	30%	12%
Somewhat good opinion (3)	50%	43%	23%	49%	41%	39%	41%
<b>Very poor + Somewhat poor opinion (1+2)</b>	<b>25%</b>	<b>34%</b>	<b>60%</b>	<b>25%</b>	<b>42%</b>	<b>10%</b>	<b>33%</b>
Somewhat poor opinion (2)	22%	29%	30%	20%	33%	7%	24%
Very poor opinion (1)	3%	6%	30%	5%	9%	3%	9%
<b>Mean</b>	<b>2,8</b>	<b>2,6</b>	<b>2,1</b>	<b>2,8</b>	<b>2,5</b>	<b>3,2</b>	<b>2,7</b>
Not sure	16%	17%	8%	15%	12%	21%	15%

The average is the arithmetical average of the 6 countries surveyed. Therefore, this average is not a survey result itself.







	French	German	British	Italian	Spanish	American	
<b>Pope Benedict XVI</b>							<b>Avg for 6 countries</b>
<i>Unweighted Base</i>	1 021	1 107	1 071	1 027	1 007	1 066	6 299
<b>Very good + Somewhat good opinion (4+3)</b>	<b>37%</b>	<b>60%</b>	<b>38%</b>	<b>55%</b>	<b>39%</b>	<b>66%</b>	<b>49%</b>
Very good opinion (4)	8%	18%	9%	25%	10%	32%	17%
Somewhat good opinion (3)	29%	41%	28%	31%	30%	34%	32%
<b>Very poor + Somewhat poor opinion (1+2)</b>	<b>42%</b>	<b>29%</b>	<b>34%</b>	<b>36%</b>	<b>49%</b>	<b>16%</b>	<b>34%</b>
Somewhat poor opinion (2)	29%	18%	18%	19%	28%	10%	20%
Very poor opinion (1)	13%	10%	16%	18%	20%	6%	14%
<b>Mean</b>	<b>2,4</b>	<b>2,8</b>	<b>2,4</b>	<b>2,7</b>	<b>2,3</b>	<b>3,1</b>	<b>2,6</b>
Not sure	21%	12%	28%	8%	12%	18%	17%







	French	German	British	Italian	Spanish	American	
<b>Nicolas Sarkozy (France)</b>							<b>Avg for 6 countries</b>
<i>Unweighted Base</i>	1 021	1 107	1 071	1 027	1 007	1 066	6 299
<b>Very good + Somewhat good opinion (4+3)</b>	<b>39%</b>	<b>42%</b>	<b>31%</b>	<b>63%</b>	<b>62%</b>	<b>29%</b>	<b>44%</b>
Very good opinion (4)	9%	4%	4%	14%	17%	9%	10%
Somewhat good opinion (3)	30%	38%	27%	48%	44%	20%	35%
<b>Very poor + Somewhat poor opinion (1+2)</b>	<b>54%</b>	<b>36%</b>	<b>28%</b>	<b>24%</b>	<b>29%</b>	<b>21%</b>	<b>32%</b>
Somewhat poor opinion (2)	30%	30%	19%	20%	24%	15%	23%
Very poor opinion (1)	24%	6%	9%	4%	4%	6%	9%
<b>Mean</b>	<b>2,3</b>	<b>2,5</b>	<b>2,5</b>	<b>2,8</b>	<b>2,8</b>	<b>2,6</b>	<b>2,6</b>
Not sure	7%	22%	41%	13%	10%	50%	24%





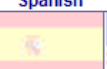

	French	German	British	Italian	Spanish	American	
<b>Jose Luis Rodriguez Zapatero (Spain)</b>							<b>Avg for 6 countries</b>
<i>Unweighted Base</i>	1 021	1 107	1 071	1 027	1 007	1 066	6 299
<b>Very good + Somewhat good opinion (4+3)</b>	<b>58%</b>	<b>27%</b>	<b>15%</b>	<b>61%</b>	<b>52%</b>	<b>19%</b>	<b>39%</b>
Very good opinion (4)	10%	2%	2%	22%	19%	5%	10%
Somewhat good opinion (3)	48%	26%	13%	38%	33%	15%	29%
<b>Very poor + Somewhat poor opinion (1+2)</b>	<b>10%</b>	<b>12%</b>	<b>11%</b>	<b>21%</b>	<b>43%</b>	<b>9%</b>	<b>18%</b>
Somewhat poor opinion (2)	9%	10%	6%	16%	19%	6%	11%
Very poor opinion (1)	1%	2%	5%	6%	25%	2%	7%
<b>Mean</b>	<b>3,0</b>	<b>2,7</b>	<b>2,5</b>	<b>2,9</b>	<b>2,5</b>	<b>2,8</b>	<b>2,7</b>
Not sure	32%	61%	75%	18%	5%	72%	44%





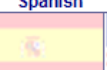

	French	German	British	Italian	Spanish	American	
<b>Gordon Brown (Great Britain)</b>							<b>Avg for 6 countries</b>
<i>Unweighted Base</i>	1 021	1 107	1 071	1 027	1 007	1 066	6 299
<b>Very good + Somewhat good opinion (4+3)</b>	<b>40%</b>	<b>29%</b>	<b>32%</b>	<b>43%</b>	<b>36%</b>	<b>35%</b>	<b>36%</b>
Very good opinion (4)	2%	2%	7%	3%	2%	8%	4%
Somewhat good opinion (3)	37%	27%	25%	40%	34%	27%	32%
<b>Very poor + Somewhat poor opinion (1+2)</b>	<b>18%</b>	<b>23%</b>	<b>60%</b>	<b>20%</b>	<b>30%</b>	<b>9%</b>	<b>27%</b>
Somewhat poor opinion (2)	17%	21%	28%	16%	25%	7%	19%
Very poor opinion (1)	1%	3%	32%	4%	5%	2%	8%
<b>Mean</b>	<b>2,7</b>	<b>2,5</b>	<b>2,1</b>	<b>2,7</b>	<b>2,5</b>	<b>2,9</b>	<b>2,6</b>
Not sure	43%	48%	8%	37%	34%	56%	38%

The average is the arithmetical average of the 6 countries surveyed. Therefore, this average is not a survey result itself.

	French	German	British	Italian	Spanish	American	Avg for 6 countries
<b>Ban Ki-moon (United Nations)</b>							
<i>Unweighted Base</i>	1 021	1 107	1 071	1 027	1 007	1 066	6 299
<b>Very good + Somewhat good opinion (4+3)</b>	<b>42%</b>	<b>40%</b>	<b>28%</b>	<b>40%</b>	<b>39%</b>	<b>18%</b>	<b>35%</b>
Very good opinion (4)	9%	7%	5%	7%	6%	5%	7%
Somewhat good opinion (3)	32%	33%	23%	33%	33%	12%	28%
<b>Very poor + Somewhat poor opinion (1+2)</b>	<b>7%</b>	<b>8%</b>	<b>14%</b>	<b>14%</b>	<b>19%</b>	<b>18%</b>	<b>13%</b>
Somewhat poor opinion (2)	6%	7%	9%	12%	16%	10%	10%
Very poor opinion (1)	1%	2%	5%	2%	3%	8%	4%
<b>Mean</b>	<b>3,0</b>	<b>2,9</b>	<b>2,7</b>	<b>2,8</b>	<b>2,7</b>	<b>2,4</b>	<b>2,8</b>
Not sure	52%	52%	58%	46%	42%	64%	52%







	French	German	British	Italian	Spanish	American	Avg for 6 countries
<b>Jose Manuel Barroso (European Union)</b>							
<i>Unweighted Base</i>	1 021	1 107	1 071	1 027	1 007	1 066	6 299
<b>Very good + Somewhat good opinion (4+3)</b>	<b>39%</b>	<b>40%</b>	<b>13%</b>	<b>46%</b>	<b>46%</b>	<b>13%</b>	<b>33%</b>
Very good opinion (4)	6%	4%	2%	9%	5%	3%	5%
Somewhat good opinion (3)	32%	36%	12%	37%	41%	10%	28%
<b>Very poor + Somewhat poor opinion (1+2)</b>	<b>14%</b>	<b>14%</b>	<b>18%</b>	<b>16%</b>	<b>20%</b>	<b>11%</b>	<b>16%</b>
Somewhat poor opinion (2)	12%	12%	11%	14%	17%	7%	12%
Very poor opinion (1)	2%	2%	7%	2%	3%	5%	4%
<b>Mean</b>	<b>2,8</b>	<b>2,8</b>	<b>2,3</b>	<b>2,9</b>	<b>2,7</b>	<b>2,5</b>	<b>2,7</b>
Not sure	48%	46%	69%	38%	34%	76%	52%







	French	German	British	Italian	Spanish	American	Avg for 6 countries
<b>Luiz Inacio Lula da Silva (Brazil)</b>							
<i>Unweighted Base</i>	1 021	1 107	1 071	1 027	1 007	1 066	6 299
<b>Very good + Somewhat good opinion (4+3)</b>	<b>39%</b>	<b>14%</b>	<b>8%</b>	<b>35%</b>	<b>51%</b>	<b>14%</b>	<b>27%</b>
Very good opinion (4)	8%	2%	1%	8%	10%	4%	6%
Somewhat good opinion (3)	32%	13%	7%	26%	41%	10%	22%
<b>Very poor + Somewhat poor opinion (1+2)</b>	<b>10%</b>	<b>18%</b>	<b>12%</b>	<b>21%</b>	<b>23%</b>	<b>10%</b>	<b>16%</b>
Somewhat poor opinion (2)	9%	15%	7%	17%	16%	6%	12%
Very poor opinion (1)	1%	3%	5%	4%	6%	4%	4%
<b>Mean</b>	<b>2,9</b>	<b>2,4</b>	<b>2,2</b>	<b>2,7</b>	<b>2,7</b>	<b>2,6</b>	<b>2,6</b>
Not sure	51%	68%	80%	44%	26%	76%	58%







	French	German	British	Italian	Spanish	American	Avg for 6 countries
<b>Silvio Berlusconi (Italy)</b>							
<i>Unweighted Base</i>	1 021	1 107	1 071	1 027	1 007	1 066	6 299
<b>Very good + Somewhat good opinion (4+3)</b>	<b>6%</b>	<b>13%</b>	<b>11%</b>	<b>39%</b>	<b>20%</b>	<b>19%</b>	<b>18%</b>
Very good opinion (4)	*	2%	1%	16%	2%	5%	4%
Somewhat good opinion (3)	6%	11%	10%	23%	17%	14%	14%
<b>Very poor + Somewhat poor opinion (1+2)</b>	<b>77%</b>	<b>65%</b>	<b>36%</b>	<b>56%</b>	<b>67%</b>	<b>12%</b>	<b>52%</b>
Somewhat poor opinion (2)	39%	34%	18%	17%	39%	8%	26%
Very poor opinion (1)	38%	31%	17%	39%	29%	4%	26%
<b>Mean</b>	<b>1,6</b>	<b>1,8</b>	<b>1,9</b>	<b>2,2</b>	<b>1,9</b>	<b>2,6</b>	<b>2,0</b>
Not sure	17%	21%	54%	5%	13%	70%	30%







\* : less than 0,5%

The average is the arithmetical average of the 6 countries surveyed. Therefore, this average is not a survey result itself.







	French	German	British	Italian	Spanish	American	Avg for 6 countries
<b>Fidel Castro (Cuba)</b>							
<i>Unweighted Base</i>	1 021	1 107	1 071	1 027	1 007	1 066	6 299
<b>Very good + Somewhat good opinion (4+3)</b>	<b>14%</b>	<b>19%</b>	<b>18%</b>	<b>29%</b>	<b>15%</b>	<b>10%</b>	<b>18%</b>
Very good opinion (4)	3%	3%	4%	5%	2%	3%	3%
Somewhat good opinion (3)	11%	16%	14%	24%	13%	7%	14%
<b>Very poor + Somewhat poor opinion (1+2)</b>	<b>66%</b>	<b>62%</b>	<b>47%</b>	<b>53%</b>	<b>78%</b>	<b>79%</b>	<b>64%</b>
Somewhat poor opinion (2)	38%	41%	27%	34%	31%	25%	33%
Very poor opinion (1)	28%	21%	20%	19%	47%	54%	32%
<b>Mean</b>	<b>1,9</b>	<b>2,0</b>	<b>2,0</b>	<b>2,2</b>	<b>1,7</b>	<b>1,6</b>	<b>1,9</b>
Not sure	21%	19%	36%	18%	7%	11%	19%

	French	German	British	Italian	Spanish	American	Avg for 6 countries
<b>Hugo Chavez (Venezuela)</b>							
<i>Unweighted Base</i>	1 021	1 107	1 071	1 027	1 007	1 066	6 299
<b>Very good + Somewhat good opinion (4+3)</b>	<b>35%</b>	<b>11%</b>	<b>11%</b>	<b>23%</b>	<b>11%</b>	<b>13%</b>	<b>17%</b>
Very good opinion (4)	4%	2%	4%	3%	2%	3%	3%
Somewhat good opinion (3)	31%	9%	7%	20%	8%	11%	14%
<b>Very poor + Somewhat poor opinion (1+2)</b>	<b>29%</b>	<b>37%</b>	<b>23%</b>	<b>39%</b>	<b>84%</b>	<b>52%</b>	<b>44%</b>
Somewhat poor opinion (2)	24%	23%	13%	25%	28%	12%	21%
Very poor opinion (1)	5%	14%	10%	15%	56%	40%	23%
<b>Mean</b>	<b>2,5</b>	<b>2,0</b>	<b>2,1</b>	<b>2,2</b>	<b>1,5</b>	<b>1,6</b>	<b>2,0</b>
Not sure	36%	52%	66%	38%	6%	35%	39%







	French	German	British	Italian	Spanish	American	Avg for 6 countries
<b>Vladimir Putin (Russia)</b>							
<i>Unweighted Base</i>	1 021	1 107	1 071	1 027	1 007	1 066	6 299
<b>Very good + Somewhat good opinion (4+3)</b>	<b>8%</b>	<b>21%</b>	<b>11%</b>	<b>27%</b>	<b>15%</b>	<b>19%</b>	<b>17%</b>
Very good opinion (4)	1%	3%	2%	4%	2%	3%	3%
Somewhat good opinion (3)	7%	18%	9%	23%	13%	15%	14%
<b>Very poor + Somewhat poor opinion (1+2)</b>	<b>77%</b>	<b>64%</b>	<b>54%</b>	<b>54%</b>	<b>72%</b>	<b>48%</b>	<b>62%</b>
Somewhat poor opinion (2)	37%	41%	29%	33%	48%	25%	36%
Very poor opinion (1)	40%	23%	25%	21%	24%	23%	26%
<b>Mean</b>	<b>1,6</b>	<b>2,0</b>	<b>1,8</b>	<b>2,1</b>	<b>1,9</b>	<b>2,0</b>	<b>1,9</b>
Not sure	15%	14%	35%	19%	14%	33%	22%

	French	German	British	Italian	Spanish	American	Avg for 6 countries
<b>Dmitri Medvedev (Russia)</b>							
<i>Unweighted Base</i>	1 021	1 107	1 071	1 027	1 007	1 066	6 299
<b>Very good + Somewhat good opinion (4+3)</b>	<b>8%</b>	<b>11%</b>	<b>6%</b>	<b>15%</b>	<b>12%</b>	<b>11%</b>	<b>11%</b>
Very good opinion (4)	1%	2%	1%	1%	2%	2%	2%
Somewhat good opinion (3)	7%	9%	5%	14%	11%	8%	9%
<b>Very poor + Somewhat poor opinion (1+2)</b>	<b>60%</b>	<b>56%</b>	<b>33%</b>	<b>40%</b>	<b>48%</b>	<b>32%</b>	<b>45%</b>
Somewhat poor opinion (2)	34%	38%	19%	29%	32%	19%	29%
Very poor opinion (1)	25%	18%	14%	12%	16%	13%	16%
<b>Mean</b>	<b>1,8</b>	<b>1,9</b>	<b>1,9</b>	<b>2,1</b>	<b>2,0</b>	<b>2,0</b>	<b>1,9</b>
Not sure	33%	32%	61%	45%	40%	58%	45%







*The average is the arithmetical average of the 6 countries surveyed. Therefore, this average is not a survey result itself.*

	French	German	British	Italian	Spanish	American	Avg for 6 countries
<b>Hu Jintao (China)</b>							
<i>Unweighted Base</i>	1 021	1 107	1 071	1 027	1 007	1 066	6 299
<b>Very good + Somewhat good opinion (4+3)</b>	<b>4%</b>	<b>7%</b>	<b>8%</b>	<b>11%</b>	<b>16%</b>	<b>10%</b>	<b>9%</b>
Very good opinion (4)	*	1%	1%	2%	1%	3%	1%
Somewhat good opinion (3)	4%	6%	6%	9%	14%	7%	8%
<b>Very poor + Somewhat poor opinion (1+2)</b>	<b>59%</b>	<b>44%</b>	<b>28%</b>	<b>45%</b>	<b>44%</b>	<b>31%</b>	<b>42%</b>
Somewhat poor opinion (2)	33%	28%	18%	25%	28%	16%	25%
Very poor opinion (1)	26%	16%	11%	20%	17%	15%	18%
<b>Mean</b>	<b>1,7</b>	<b>1,8</b>	<b>2,0</b>	<b>1,9</b>	<b>2,0</b>	<b>2,0</b>	<b>1,9</b>
Not sure	37%	49%	64%	44%	40%	59%	49%

\* : less than 0,5%

	French	German	British	Italian	Spanish	American	Avg for 6 countries
<b>Bashar al-Assad (Syria)</b>							
<i>Unweighted Base</i>	1 021	1 107	1 071	1 027	1 007	1 066	6 299
<b>Very good + Somewhat good opinion (4+3)</b>	<b>7%</b>	<b>7%</b>	<b>5%</b>	<b>12%</b>	<b>13%</b>	<b>7%</b>	<b>9%</b>
Very good opinion (4)	*	1%	1%	1%	1%	3%	1%
Somewhat good opinion (3)	7%	7%	4%	11%	12%	4%	8%
<b>Very poor + Somewhat poor opinion (1+2)</b>	<b>44%</b>	<b>36%</b>	<b>23%</b>	<b>31%</b>	<b>37%</b>	<b>31%</b>	<b>34%</b>
Somewhat poor opinion (2)	30%	26%	13%	24%	27%	15%	23%
Very poor opinion (1)	14%	10%	10%	8%	10%	16%	11%
<b>Mean</b>	<b>1,9</b>	<b>1,9</b>	<b>1,9</b>	<b>2,1</b>	<b>2,1</b>	<b>1,8</b>	<b>2,0</b>
Not sure	48%	57%	72%	57%	50%	62%	58%

\* : less than 0,5%

	French	German	British	Italian	Spanish	American	Avg for 6 countries
<b>Mahmoud Ahmadinejad (Iran)</b>							
<i>Unweighted Base</i>	1 021	1 107	1 071	1 027	1 007	1 066	6 299
<b>Very good + Somewhat good opinion (4+3)</b>	<b>3%</b>	<b>5%</b>	<b>6%</b>	<b>8%</b>	<b>9%</b>	<b>7%</b>	<b>6%</b>
Very good opinion (4)	*	1%	2%	1%	1%	2%	1%
Somewhat good opinion (3)	2%	4%	4%	7%	8%	4%	5%
<b>Very poor + Somewhat poor opinion (1+2)</b>	<b>57%</b>	<b>55%</b>	<b>39%</b>	<b>58%</b>	<b>60%</b>	<b>55%</b>	<b>54%</b>
Somewhat poor opinion (2)	22%	22%	17%	19%	30%	11%	20%
Very poor opinion (1)	35%	33%	22%	39%	29%	44%	34%
<b>Mean</b>	<b>1,5</b>	<b>1,5</b>	<b>1,7</b>	<b>1,6</b>	<b>1,7</b>	<b>1,4</b>	<b>1,6</b>
Not sure	41%	41%	55%	34%	32%	39%	40%







\* : less than 0,5%

The average is the arithmetical average of the 6 countries surveyed. Therefore, this average is not a survey result itself.







## APPENDIX 2: INFLUENCE DETAILED PER COUNTRY







For each of the following international personalities, how much **influence do you think they have at an international level?**







Base : All respondents

	French	German	British	Italian	Spanish	American	Avg for 6 countries
<b>Barack Obama (USA)</b>							
<i>Unweighted Base</i>	1 021	1 107	1 071	1 027	1 007	1 066	6 299
<b>A great deal of influence + Some influence (4+3)</b>	<b>88%</b>	<b>85%</b>	<b>74%</b>	<b>86%</b>	<b>83%</b>	<b>79%</b>	<b>83%</b>
A great deal of influence (4)	68%	66%	53%	77%	68%	55%	65%
Some influence (3)	20%	19%	21%	9%	15%	24%	18%
<b>Not influence at all + Just a little influence (1+2)</b>	<b>2%</b>	<b>3%</b>	<b>7%</b>	<b>4%</b>	<b>7%</b>	<b>9%</b>	<b>5%</b>
Just a little influence (2)	2%	2%	3%	2%	4%	6%	3%
No influence at all (1)	*	1%	4%	2%	3%	3%	2%
<b>Mean</b>	<b>3,7</b>	<b>3,7</b>	<b>3,5</b>	<b>3,8</b>	<b>3,7</b>	<b>3,5</b>	<b>3,6</b>
Not sure	10%	11%	19%	10%	10%	13%	12%







\* : less than 0,5%







	French	German	British	Italian	Spanish	American	Avg for 6 countries
<b>Vladimir Putin (Russia)</b>							
<i>Unweighted Base</i>	1 021	1 107	1 071	1 027	1 007	1 066	6 299
<b>A great deal of influence + Some influence (4+3)</b>	<b>76%</b>	<b>77%</b>	<b>55%</b>	<b>78%</b>	<b>72%</b>	<b>57%</b>	<b>69%</b>
A great deal of influence (4)	35%	43%	29%	49%	33%	28%	36%
Some influence (3)	41%	34%	26%	29%	39%	29%	33%
<b>Not influence at all + Just a little influence (1+2)</b>	<b>9%</b>	<b>9%</b>	<b>13%</b>	<b>9%</b>	<b>16%</b>	<b>16%</b>	<b>12%</b>
Just a little influence (2)	8%	7%	7%	5%	10%	11%	8%
No influence at all (1)	1%	2%	6%	4%	6%	5%	4%
<b>Mean</b>	<b>3,3</b>	<b>3,4</b>	<b>3,1</b>	<b>3,4</b>	<b>3,1</b>	<b>3,1</b>	<b>3,2</b>
Not sure	15%	14%	32%	12%	12%	28%	19%







	French	German	British	Italian	Spanish	American	Avg for 6 countries
<b>Nicolas Sarkozy (France)</b>							
<i>Unweighted Base</i>	1 021	1 107	1 071	1 027	1 007	1 066	6 299
<b>A great deal of influence + Some influence (4+3)</b>	<b>71%</b>	<b>65%</b>	<b>44%</b>	<b>75%</b>	<b>80%</b>	<b>37%</b>	<b>62%</b>
A great deal of influence (4)	24%	18%	10%	29%	38%	10%	22%
Some influence (3)	47%	47%	34%	46%	42%	27%	41%
<b>Not influence at all + Just a little influence (1+2)</b>	<b>20%</b>	<b>16%</b>	<b>21%</b>	<b>15%</b>	<b>10%</b>	<b>20%</b>	<b>17%</b>
Just a little influence (2)	17%	15%	15%	12%	7%	14%	13%
No influence at all (1)	3%	1%	6%	3%	3%	6%	4%
<b>Mean</b>	<b>3,0</b>	<b>3,0</b>	<b>2,7</b>	<b>3,1</b>	<b>3,3</b>	<b>2,7</b>	<b>3,0</b>
Not sure	9%	19%	34%	11%	11%	42%	21%





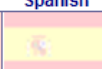

	French	German	British	Italian	Spanish	American	Avg for 6 countries
<b>Angela Merkel (Germany)</b>							
<i>Unweighted Base</i>	1 021	1 107	1 071	1 027	1 007	1 066	6 299
<b>A great deal of influence + Some influence (4+3)</b>	<b>72%</b>	<b>73%</b>	<b>38%</b>	<b>70%</b>	<b>73%</b>	<b>32%</b>	<b>60%</b>
A great deal of influence (4)	21%	25%	6%	27%	36%	8%	21%
Some influence (3)	51%	48%	32%	43%	37%	24%	39%
<b>Not influence at all + Just a little influence (1+2)</b>	<b>16%</b>	<b>18%</b>	<b>20%</b>	<b>14%</b>	<b>14%</b>	<b>18%</b>	<b>17%</b>
Just a little influence (2)	15%	15%	14%	12%	9%	12%	13%
No influence at all (1)	1%	3%	6%	2%	5%	6%	4%
<b>Mean</b>	<b>3,0</b>	<b>3,1</b>	<b>2,7</b>	<b>3,1</b>	<b>3,2</b>	<b>2,7</b>	<b>3,0</b>
Not sure	12%	9%	41%	16%	14%	49%	24%

The average is the arithmetical average of the 6 countries surveyed. Therefore, this average is not a survey result itself.







							Avg for 6 countries
<b>Pope Benedict XVI</b>							
<i>Unweighted Base</i>	1 021	1 107	1 071	1 027	1 007	1 066	6 299
<b>A great deal of influence + Some influence (4+3)</b>	<b>40%</b>	<b>46%</b>	<b>41%</b>	<b>69%</b>	<b>62%</b>	<b>66%</b>	<b>54%</b>
A great deal of influence (4)	11%	17%	16%	39%	28%	32%	24%
Some influence (3)	29%	29%	25%	30%	34%	34%	30%
<b>Not influence at all + Just a little influence (1+2)</b>	<b>46%</b>	<b>43%</b>	<b>34%</b>	<b>22%</b>	<b>28%</b>	<b>16%</b>	<b>32%</b>
Just a little influence (2)	34%	32%	21%	15%	19%	12%	22%
No influence at all (1)	12%	11%	13%	7%	9%	4%	9%
<b>Mean</b>	<b>2,5</b>	<b>2,6</b>	<b>2,6</b>	<b>3,1</b>	<b>2,9</b>	<b>3,2</b>	<b>2,8</b>
Not sure	14%	11%	24%	8%	9%	18%	14%







							Avg for 6 countries
<b>Gordon Brown (Great Britain)</b>							
<i>Unweighted Base</i>	1 021	1 107	1 071	1 027	1 007	1 066	6 299
<b>A great deal of influence + Some influence (4+3)</b>	<b>52%</b>	<b>43%</b>	<b>50%</b>	<b>60%</b>	<b>62%</b>	<b>46%</b>	<b>52%</b>
A great deal of influence (4)	8%	6%	16%	19%	18%	18%	14%
Some influence (3)	44%	37%	34%	41%	44%	28%	38%
<b>Not influence at all + Just a little influence (1+2)</b>	<b>24%</b>	<b>25%</b>	<b>32%</b>	<b>18%</b>	<b>17%</b>	<b>13%</b>	<b>22%</b>
Just a little influence (2)	22%	23%	20%	14%	13%	9%	17%
No influence at all (1)	2%	2%	12%	4%	4%	4%	5%
<b>Mean</b>	<b>2,8</b>	<b>2,7</b>	<b>2,7</b>	<b>3,0</b>	<b>3,0</b>	<b>3,0</b>	<b>2,8</b>
Not sure	23%	32%	18%	23%	21%	42%	27%







							Avg for 6 countries
<b>Tony Blair (Great Britain)</b>							
<i>Unweighted Base</i>	1 021	1 107	1 071	1 027	1 007	1 066	6 299
<b>A great deal of influence + Some influence (4+3)</b>	<b>44%</b>	<b>44%</b>	<b>30%</b>	<b>54%</b>	<b>59%</b>	<b>56%</b>	<b>48%</b>
A great deal of influence (4)	8%	10%	7%	17%	20%	20%	14%
Some influence (3)	36%	34%	23%	37%	39%	36%	34%
<b>Not influence at all + Just a little influence (1+2)</b>	<b>42%</b>	<b>39%</b>	<b>50%</b>	<b>32%</b>	<b>31%</b>	<b>20%</b>	<b>36%</b>
Just a little influence (2)	32%	27%	26%	21%	21%	14%	24%
No influence at all (1)	10%	12%	24%	11%	10%	6%	12%
<b>Mean</b>	<b>2,5</b>	<b>2,5</b>	<b>2,2</b>	<b>2,7</b>	<b>2,8</b>	<b>2,9</b>	<b>2,6</b>
Not sure	15%	17%	20%	15%	11%	24%	17%







							Avg for 6 countries
<b>Hu Jintao (China)</b>							
<i>Unweighted Base</i>	1 021	1 107	1 071	1 027	1 007	1 066	6 299
<b>A great deal of influence + Some influence (4+3)</b>	<b>56%</b>	<b>45%</b>	<b>36%</b>	<b>53%</b>	<b>50%</b>	<b>40%</b>	<b>47%</b>
A great deal of influence (4)	24%	15%	15%	24%	18%	19%	19%
Some influence (3)	32%	30%	21%	29%	32%	21%	28%
<b>Not influence at all + Just a little influence (1+2)</b>	<b>16%</b>	<b>16%</b>	<b>15%</b>	<b>15%</b>	<b>22%</b>	<b>15%</b>	<b>17%</b>
Just a little influence (2)	14%	13%	9%	11%	15%	10%	12%
No influence at all (1)	2%	3%	6%	4%	7%	5%	5%
<b>Mean</b>	<b>3,1</b>	<b>2,9</b>	<b>2,9</b>	<b>3,1</b>	<b>2,8</b>	<b>3,0</b>	<b>3,0</b>
Not sure	28%	40%	48%	32%	27%	45%	37%

The average is the arithmetical average of the 6 countries surveyed. Therefore, this average is not a survey result itself.







	French	German	British	Italian	Spanish	American	Avg for 6 countries
<b>Jose Manuel Barroso (European Union)</b>							
<i>Unweighted Base</i>	1 021	1 107	1 071	1 027	1 007	1 066	6 299
<b>A great deal of influence + Some influence (4+3)</b>	<b>50%</b>	<b>49%</b>	<b>32%</b>	<b>56%</b>	<b>51%</b>	<b>28%</b>	<b>44%</b>
A great deal of influence (4)	11%	11%	7%	21%	10%	9%	12%
Some influence (3)	39%	38%	25%	35%	41%	19%	33%
<b>Not influence at all + Just a little influence (1+2)</b>	<b>24%</b>	<b>20%</b>	<b>20%</b>	<b>19%</b>	<b>25%</b>	<b>18%</b>	<b>21%</b>
Just a little influence (2)	21%	18%	12%	15%	19%	11%	16%
No influence at all (1)	3%	2%	8%	4%	6%	7%	5%
<b>Mean</b>	<b>2,8</b>	<b>2,8</b>	<b>2,6</b>	<b>3,0</b>	<b>2,7</b>	<b>2,7</b>	<b>2,8</b>
Not sure	26%	32%	47%	25%	25%	54%	35%







	French	German	British	Italian	Spanish	American	Avg for 6 countries
<b>The Dalai Lama</b>							
<i>Unweighted Base</i>	1 021	1 107	1 071	1 027	1 007	1 066	6 299
<b>A great deal of influence + Some influence (4+3)</b>	<b>46%</b>	<b>37%</b>	<b>32%</b>	<b>52%</b>	<b>49%</b>	<b>39%</b>	<b>43%</b>
A great deal of influence (4)	14%	10%	10%	17%	12%	16%	13%
Some influence (3)	32%	27%	22%	35%	37%	23%	29%
<b>Not influence at all + Just a little influence (1+2)</b>	<b>43%</b>	<b>49%</b>	<b>36%</b>	<b>38%</b>	<b>37%</b>	<b>33%</b>	<b>39%</b>
Just a little influence (2)	35%	36%	21%	25%	29%	22%	28%
No influence at all (1)	8%	13%	15%	13%	8%	11%	11%
<b>Mean</b>	<b>2,6</b>	<b>2,4</b>	<b>2,4</b>	<b>2,6</b>	<b>2,6</b>	<b>2,6</b>	<b>2,5</b>
Not sure	11%	14%	31%	11%	13%	29%	18%







	French	German	British	Italian	Spanish	American	Avg for 6 countries
<b>Ban Ki-moon (United Nations)</b>							
<i>Unweighted Base</i>	1 021	1 107	1 071	1 027	1 007	1 066	6 299
<b>A great deal of influence + Some influence (4+3)</b>	<b>43%</b>	<b>39%</b>	<b>41%</b>	<b>50%</b>	<b>47%</b>	<b>34%</b>	<b>42%</b>
A great deal of influence (4)	9%	10%	13%	19%	14%	11%	13%
Some influence (3)	34%	29%	28%	31%	33%	23%	30%
<b>Not influence at all + Just a little influence (1+2)</b>	<b>25%</b>	<b>25%</b>	<b>18%</b>	<b>21%</b>	<b>26%</b>	<b>19%</b>	<b>22%</b>
Just a little influence (2)	20%	22%	11%	14%	19%	11%	16%
No influence at all (1)	5%	3%	7%	7%	7%	8%	6%
<b>Mean</b>	<b>2,7</b>	<b>2,7</b>	<b>2,8</b>	<b>2,9</b>	<b>2,8</b>	<b>2,7</b>	<b>2,8</b>
Not sure	32%	36%	41%	29%	26%	47%	35%





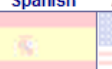

	French	German	British	Italian	Spanish	American	Avg for 6 countries
<b>Dmitri Medvedev (Russia)</b>							
<i>Unweighted Base</i>	1 021	1 107	1 071	1 027	1 007	1 066	6 299
<b>A great deal of influence + Some influence (4+3)</b>	<b>40%</b>	<b>50%</b>	<b>31%</b>	<b>44%</b>	<b>40%</b>	<b>37%</b>	<b>40%</b>
A great deal of influence (4)	12%	15%	9%	13%	10%	12%	12%
Some influence (3)	28%	35%	22%	31%	30%	25%	29%
<b>Not influence at all + Just a little influence (1+2)</b>	<b>33%</b>	<b>25%</b>	<b>20%</b>	<b>25%</b>	<b>27%</b>	<b>19%</b>	<b>25%</b>
Just a little influence (2)	27%	21%	12%	15%	20%	13%	18%
No influence at all (1)	6%	4%	8%	10%	7%	6%	7%
<b>Mean</b>	<b>2,6</b>	<b>2,8</b>	<b>2,7</b>	<b>2,7</b>	<b>2,6</b>	<b>2,8</b>	<b>2,7</b>
Not sure	25%	25%	48%	32%	32%	43%	34%

*The average is the arithmetical average of the 6 countries surveyed. Therefore, this average is not a survey result itself.*







							Avg for 6 countries
<b>Silvio Berlusconi (Italy)</b>							
<i>Unweighted Base</i>	1 021	1 107	1 071	1 027	1 007	1 066	6 299
<b>A great deal of influence + Some influence (4+3)</b>	28%	38%	22%	50%	53%	20%	35%
A great deal of influence (4)	5%	6%	3%	20%	9%	4%	8%
Some influence (3)	23%	32%	19%	30%	44%	16%	27%
<b>Not influence at all + Just a little influence (1+2)</b>	53%	42%	35%	41%	34%	27%	39%
Just a little influence (2)	43%	36%	24%	22%	26%	19%	28%
No influence at all (1)	10%	6%	11%	19%	8%	8%	10%
<b>Mean</b>	2,3	2,5	2,2	2,6	2,6	2,4	2,4
Not sure	19%	21%	43%	9%	13%	53%	26%







							Avg for 6 countries
<b>Mahmoud Ahmadinejad (Iran)</b>							
<i>Unweighted Base</i>	1 021	1 107	1 071	1 027	1 007	1 066	6 299
<b>A great deal of influence + Some influence (4+3)</b>	33%	26%	25%	46%	36%	37%	34%
A great deal of influence (4)	6%	4%	6%	18%	7%	12%	9%
Some influence (3)	27%	22%	19%	28%	29%	25%	25%
<b>Not influence at all + Just a little influence (1+2)</b>	35%	40%	30%	27%	38%	27%	33%
Just a little influence (2)	28%	30%	19%	19%	25%	17%	23%
No influence at all (1)	7%	10%	11%	8%	13%	10%	10%
<b>Mean</b>	2,5	2,3	2,4	2,8	2,4	2,6	2,5
Not sure	32%	34%	45%	27%	27%	36%	34%







							Avg for 6 countries
<b>Jose Luis Rodriguez Zapatero (Spain)</b>							
<i>Unweighted Base</i>	1 021	1 107	1 071	1 027	1 007	1 066	6 299
<b>A great deal of influence + Some influence (4+3)</b>	39%	21%	18%	59%	38%	20%	33%
A great deal of influence (4)	5%	1%	2%	16%	7%	4%	6%
Some influence (3)	34%	20%	16%	43%	31%	16%	27%
<b>Not influence at all + Just a little influence (1+2)</b>	38%	36%	29%	28%	54%	27%	35%
Just a little influence (2)	34%	31%	18%	23%	33%	20%	27%
No influence at all (1)	4%	5%	11%	5%	21%	7%	9%
<b>Mean</b>	2,5	2,3	2,2	2,8	2,3	2,3	2,4
Not sure	23%	44%	52%	14%	7%	54%	32%

							Avg for 6 countries
<b>Hugo Chavez (Venezuela)</b>							
<i>Unweighted Base</i>	1 021	1 107	1 071	1 027	1 007	1 066	6 299
<b>A great deal of influence + Some influence (4+3)</b>	34%	13%	15%	31%	37%	35%	28%
A great deal of influence (4)	4%	1%	2%	4%	7%	10%	5%
Some influence (3)	30%	12%	13%	27%	30%	25%	23%
<b>Not influence at all + Just a little influence (1+2)</b>	43%	45%	35%	39%	52%	31%	41%
Just a little influence (2)	37%	33%	19%	26%	34%	21%	28%
No influence at all (1)	6%	12%	16%	13%	18%	10%	13%
<b>Mean</b>	2,4	2,0	2,0	2,3	2,3	2,6	2,3
Not sure	24%	42%	51%	29%	11%	34%	32%

*The average is the arithmetical average of the 6 countries surveyed. Therefore, this average is not a survey result itself.*

	French	German	British	Italian	Spanish	American	Avg for 6 countries
<b>Fidel Castro (Cuba)</b>							
<i>Unweighted Base</i>	1 021	1 107	1 071	1 027	1 007	1 066	6 299
<b>A great deal of influence + Some influence (4+3)</b>	<b>20%</b>	<b>19%</b>	<b>19%</b>	<b>33%</b>	<b>28%</b>	<b>28%</b>	<b>25%</b>
A great deal of influence (4)	4%	4%	4%	8%	6%	10%	6%
Some influence (3)	16%	15%	15%	25%	22%	18%	19%
<b>Not influence at all + Just a little influence (1+2)</b>	<b>62%</b>	<b>61%</b>	<b>46%</b>	<b>50%</b>	<b>61%</b>	<b>50%</b>	<b>55%</b>
Just a little influence (2)	36%	37%	21%	30%	35%	28%	31%
No influence at all (1)	26%	24%	25%	20%	26%	22%	24%
<b>Mean</b>	<b>2,0</b>	<b>2,0</b>	<b>2,0</b>	<b>2,3</b>	<b>2,1</b>	<b>2,2</b>	<b>2,1</b>
Not sure	18%	20%	35%	16%	11%	22%	20%

	French	German	British	Italian	Spanish	American	Avg for 6 countries
<b>Luiz Inacio Lula da Silva (Brazil)</b>							
<i>Unweighted Base</i>	1 021	1 107	1 071	1 027	1 007	1 066	6 299
<b>A great deal of influence + Some influence (4+3)</b>	<b>25%</b>	<b>13%</b>	<b>10%</b>	<b>27%</b>	<b>38%</b>	<b>18%</b>	<b>22%</b>
A great deal of influence (4)	2%	1%	1%	4%	4%	4%	3%
Some influence (3)	23%	12%	9%	23%	34%	14%	19%
<b>Not influence at all + Just a little influence (1+2)</b>	<b>41%</b>	<b>40%</b>	<b>32%</b>	<b>40%</b>	<b>42%</b>	<b>26%</b>	<b>37%</b>
Just a little influence (2)	36%	31%	17%	28%	34%	18%	27%
No influence at all (1)	5%	9%	15%	12%	8%	8%	10%
<b>Mean</b>	<b>2,3</b>	<b>2,1</b>	<b>1,9</b>	<b>2,3</b>	<b>2,4</b>	<b>2,3</b>	<b>2,2</b>
Not sure	34%	47%	58%	33%	19%	56%	41%

	Français	Allemand	Britannique	Italien	Espagnol	Américain	Avg for 6 countries
<b>Bashar al-Assad (Syria)</b>							
<i>Unweighted Base</i>	1 021	1 107	1 071	1 027	1 007	1 066	6 299
<b>A great deal of influence + Some influence (4+3)</b>	<b>27%</b>	<b>13%</b>	<b>15%</b>	<b>29%</b>	<b>22%</b>	<b>21%</b>	<b>21%</b>
A great deal of influence (4)	3%	2%	2%	5%	3%	5%	3%
Some influence (3)	24%	11%	13%	24%	19%	16%	18%
<b>Not influence at all + Just a little influence (1+2)</b>	<b>37%</b>	<b>43%</b>	<b>32%</b>	<b>30%</b>	<b>43%</b>	<b>28%</b>	<b>36%</b>
Just a little influence (2)	30%	31%	19%	20%	29%	18%	25%
No influence at all (1)	7%	12%	13%	10%	14%	10%	11%
<b>Mean</b>	<b>2,4</b>	<b>2,0</b>	<b>2,1</b>	<b>2,4</b>	<b>2,2</b>	<b>2,3</b>	<b>2,2</b>
Not sure	35%	44%	52%	40%	35%	51%	43%

*The average is the arithmetical average of the 6 countries surveyed. Therefore, this average is not a survey result itself.*

**About Harris Interactive**

Harris Interactive is a global leader in custom market research. With a long and rich history in multimodal research, powered by our science and technology, we assist clients in achieving business results. Harris Interactive serves clients globally through our North American, European and Asian offices and a network of independent market research firms. For more information, please visit: [www.harrisinteractive.com](http://www.harrisinteractive.com).

**Press contacts**

Harris Interactive en France:

Laurence Lavernhe - Tel: 01 44 87 60 94- [llavernhe@harrisinteractive.fr](mailto:llavernhe@harrisinteractive.fr)

Harris Interactive Corporate Communications:

Office: +1 (585) 214-7479

[press@harrisinteractive.net](mailto:press@harrisinteractive.net)

*The average is the arithmetical average of the 6 countries surveyed. Therefore, this average is not a survey result itself.*